

A woman with long dark hair, wearing a light blue and white striped shirt, is sitting at a desk and looking at a laptop. A young girl with long dark hair, wearing a light blue top, is sitting next to her, leaning her head on her hand and pointing at the laptop screen. The background is a bright, slightly blurred indoor setting. The text is centered over the image.

**PREPARING
PARENTS & CHILDREN
FOR CATECHETICAL
ONLINE ENVIRONMENT**



PARENTS ARE THE PRIMARY EDUCATORS OF THE FAITH (GDC)

NDC 124

“The Church is called to cooperate with parents through suitable pastoral initiatives , assisting them in the fulfillment of their educational mission to become above all the first catechist of their own children.”

Notes to Prepare Parents & Children for Online Catechetical Session



Always
Communicate
with Parents

Parents
appreciate
being involved

Remember to
be flexible

Ideal Class
size

Class
Duration

Attention
Span

Home/Family
Activities

Guideline for PREP Online Delivery

- Catechists names will meet with your children once a week for minutes .
- An invitation with Zoom link will be emailed to you by your catechist. You can download it to your Outlook calendar. Kindly make it a habit to check your email daily.
- (Privacy Clause) _____ Parish is committed to preserving and safeguarding your right to privacy. We have collected your email address as part of this digital platform and parish updates. This personal information will not be shared nor distributed to any private organizations nor used for commercial marketing. It will be used solely for PREP purposes particularly for digital alternative delivery of lessons.

Rules of Engagement:

1. Prepare a suitable space at home with less distraction where your child can focus on the lesson.
2. Have a device (computer, cellphone, i-pad, tablet) ready for Zoom lessons.
3. About your presence:
 - *If your child is in kindergarten to grade 3, you must stay beside your child.*
 - *For grades 4 – 7, they can be left on their own as long as an adult is around but not joining the class session.*
4. There will be no video nor audio recording of the meeting.
5. Materials for lessons like books, paper, pens/pencils and crayons must be available beside the physical space where your child will be. If there will be additional materials needed, the catechist will email you in advance.

Notes to Prepare Parents & Children for Online Catechetical Session



Always
Communicate
with Parents



Parents
appreciate
being involved

Remember to
be flexible

Ideal Class
size

Class
Duration

Attention
Span

Home/Family
Activities

Jesus I am so excited to receive you because you are going to be in me and we are gonna be united and I'm happy with you.



[redacted] grade 2


I am preparing for my first communion by learning the prayers like the our Father, Hail Mary and Glory be. my father put it on the wall for me to read it when we pray the Rosary

PARENTS APPRECIATE BEING INVOLVED

Notes to Prepare Parents & Children for Online Catechetical Session



Always
Communicate
with Parents



Parents
appreciate
being involved



Remember to
be flexible

Ideal Class
size

Class
Duration

Attention
Span

Home/Family
Activities



WHAT'S THE UNIQUE SITUATION
OF YOUR FAMILIES?



Notes to Prepare Parents & Children for Online Catechetical Session



Always
Communicate
with Parents



Parents
appreciate
being involved



Remember to
be flexible



Ideal Class
size




Class
Duration




Attention
Span



Home/Family
Activities



Child's textbook



Catechist's Manual

Preparing your Contents for Online Delivery

NEW EVANGELIZATION EDITION


Christ Our Life

God Cares for Us

2



The Child's Textbook



CHAPTER
24

Mary, Mother of the Church, Cares for Us



Mary Asks Jesus to Help

Reader: Jesus and his apostles went to a wedding. Mary, the mother of Jesus, was also there.

Everyone had a good time, but soon there was no more wine. Mary saw this and went to Jesus.

Mary: Son, they have no more wine.

Reader: Then she called the waiters.

Mary: Do whatever Jesus tells you.

Jesus: Fill the jars with water. Then give some to the chief waiter.

Reader: The waiter tasted it. It wasn't water anymore, but wine.

Waiter: You have saved the best wine until last!

adapted from John 2:1-11

Mary Is the Mother of the Church and Our Mother

Reader: Mary and the apostle Jesus loved stood near his Cross.
Then Jesus spoke to his mother.

Jesus: Here is your son.

Reader: Then Jesus spoke to his apostle.

Jesus: Here is your mother.


adapted from John 19:25–27

Mary is the Mother of Jesus' family, the Church. She watches over its leaders. She helps everyone in the Church know and love Jesus.

Mary is our Mother too. She watches over us with love. She takes care of us like she took care of the people at the wedding. She asks Jesus to give us what we need. Jesus listens to Mary.

A Moment with Jesus

Imagine you are standing with Mary at the foot of the Cross. Jesus looks down at you and says, "Here is your mother." How wonderful! You have a heavenly Mother to watch over, guide, and pray for you. Thank Jesus for this very special gift.



We Pray the Rosary

The Church honors Mary in prayer. A favorite prayer to Mary is the Rosary. Answer the questions below and then see how to pray the Rosary.

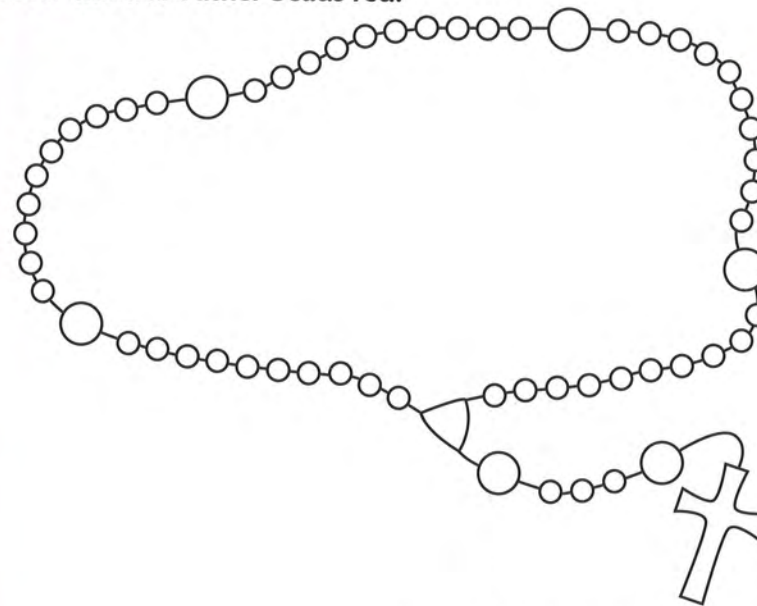
How many beads are in each group of small beads? _____
These groups are called decades.
How many decades are there? _____

Pray an Our Father on each large bead.

Pray a Hail Mary on each small bead.

Pray a Glory Be to the Father at the end of each decade.

Color the rosary. Color the Hail Mary beads blue.
Color the Our Father beads red.



A Catholic to Know

Philip and James were apostles. Both brought many people to Jesus. They served Christ faithfully during the early days of the Church. Philip showed great energy and excitement when he told people about Jesus. James prayed for people all over the world and preached the Gospel.



Saint Philip and
Saint James

Witness and Share

Listen to each faith statement. Think about what you believe.

My Way to Faith

- I pray the Rosary to honor Mary.
- I ask Mary to help me be kind.
- I thank Jesus for giving us Mary to be our heavenly Mother.

Share Your Faith

Tell Mary what is in your heart.

Dear Mary, _____

Invite a friend or family member to pray a decade of the Rosary with you.

NEW EVANGELIZATION EDITION

Christ Our Life

God Cares for Us

2



PARISH EDITION
Catechist's Guide

The Catechist's Guide

or Teacher's Manual

Faith Focus

We love and imitate Mary, the Mother of God and our Mother.

Reflecting on the Faith Experience

Take a few moments to reflect prayerfully before preparing the lesson.

Listening

When the wine ran short, the mother of Jesus said to him, "They have no wine." . . . His mother said to the servers, "Do whatever he tells you." . . . Jesus did this as the beginning of his signs in Cana in Galilee and so revealed his glory, and his disciples began to believe in him.

John 2:3,5,11

Reflecting

It is easy to place unquestioning confidence in those we love. There is seldom doubt in a lover's mind that his or her expectations will be fulfilled. Yet, no human love can match the love between Jesus and Mary. At Cana, Mary saw the need of the bridal couple. Her motherly heart, moved with compassion, brought their need to the attention of her Son, with complete confidence that he would help them. As Mother of the Church, Mary continues to intercede on our behalf. In the United States bishops' pastoral letter on our Blessed Mother, we read:

Through her life on earth, and now through her union with the risen Christ, the Mother of Jesus is the supreme example of loving association with the Savior in his mission of redeeming mankind. . . . Pope Paul put it this way: "Since Mary is rightly to be regarded as the way by which we are led to Christ, the person who encounters Mary cannot help but encounter Christ likewise." (*Behold Your Mother* #66, 67)

From earliest Christian times, those who love Jesus have had recourse to Mary. One of the best-loved prayers prayed at the conclusion of the Church's night prayer, Hail Holy Queen (*Salve Regina*), asks Mary to lead us to Jesus:

Hail, holy Queen, Mother of mercy,
hail, our life, our sweetness,
and our hope.
To you we cry, the children of Eve;
to you we send up our sighs,
mourning and weeping in this land of exile.
Turn, then, most gracious advocate,
your eyes of mercy toward us;
lead us home at last and show us the blessed fruit of your womb, Jesus:
O clement, O loving, O sweet Virgin Mary.

What are signs of my devotion to Mary?

Responding

Mary, Help of Christians, pray that we follow your Son.

Scripture for Further Reflection

Luke 1:46–55 Mary's song of thanksgiving for all that the Lord had done for her expressed what we can expect when we open our hearts to God's action.

John 19:25–26 Mary persevered in loving fidelity to Jesus. When he was dying on the cross, Jesus gave us Mary to be our Mother.

Preparing for the Faith Experience

Scripture in This Chapter

John 2:1–11 The Wedding at Cana

John 19:25–27 Mary, Our Mother

Church Documents

Catechism of the Catholic Church. The themes of this chapter correspond to the following paragraphs: 721–726, 963, 2617–2619.

General Directory for Catechesis #55. Mary lived the faith in the most perfect way, and for that reason, we venerate in her the purest realization of faith.

Dogmatic Constitution on the Church #65 (Vatican II). In Mary, the Church has reached its spotless perfection. She shines forth to all of us in the Church as the model of virtues, prompting us to come to her Son and to the love of the Father.

Dogmatic Constitution on the Church #58 and #62 (Vatican II). Mary listened attentively to God's Word and faithfully kept it. She intercedes for us to help us reach our heavenly home.

Music in This Chapter

For a list of all the music suggested in this program, see page T368.

Enriching the Faith Experience

Use the activities at the end of the chapter to enrich a lesson or to replace an activity with one that better meets the needs of your class.




Before You Begin

1. The Litany of our Blessed Mother, a prayer of praise and petition, places before us Mary's title as "Help of Christians." It is significant that at the wedding feast at Cana, Mary approached her Son without being asked.
2. At the foot of the cross, Jesus entrusts his Mother to John's care, and John takes her into his home. That is the literal meaning. On the symbolic level, Mary is given the role as Mother of Christians who are personified in the beloved disciple John. This then is the beginning of the new family of God.

3. In addition to being our Mother, Mary is our model for discipleship. She was her divine Son's first and best disciple. Jesus' exclamation that those are happy "who hear the word of God and observe it" (Luke 11:28) can be most fittingly applied to Mary. The chief way we honor Mary is by imitation. Patterning our lives on her life of total faith and love, we become true sons and daughters of our Father. This is what any good mother desires for her children.

4. Although the best way to honor Mary is by imitating her, the People of God manifest their love for her in many forms. We do not worship her as a goddess, but we rightly honor her as the Mother of God. We show gratitude to her for being a mother to us.
5. Mary, our Blessed Mother, mirrors all that we can be if we open ourselves totally to the Spirit's action in our lives. Our devotion to Mary glorifies God by helping us follow God's way of love more closely.

Get-Ready Guide

Steps	Learning Outcomes The children will be able to	Action Plan	Materials
Centering 5–10 minutes 	<ul style="list-style-type: none"> recall the last lesson. 	<ul style="list-style-type: none"> Review the last lesson. Option: Discuss a wedding reception or party. (T229) 	Statue or picture of Mary
Sharing 40–55 minutes  Pages 135–137	<ul style="list-style-type: none"> identify Mary as the Mother of God and the Mother of the Church. describe Mary's role as intercessor as shown by the story of the wedding feast at Cana. describe ways to model their lives after Mary's faith and love. 	<p>Page 135</p> <ul style="list-style-type: none"> Tell and discuss the story of Jesus at the wedding feast of Cana. (T229) Invite volunteers to perform the story, using Mary Asks Jesus to Help. Connect Mary to a story about Saint John Bosco. (T230) <p>Page 136</p> <ul style="list-style-type: none"> Have volunteers read Mary Is the Mother of the Church and Our Mother. Pray A Moment with Jesus. Discuss how we can resemble our heavenly Mother. (T231) Lead the children through BLM 52 Mary Our Mother. Discuss how we can pray with and honor Mary. (T232) <p>Page 137</p> <ul style="list-style-type: none"> Lead the children in reading and working We Pray the Rosary. 	Pictures of baby animals and their mothers BLM 52 Pencils and crayons Articles of devotion to Mary, such as pictures, statues, rosaries
Acting 5–10 minutes  Page 138	<ul style="list-style-type: none"> pray an Act of Consecration to Mary. 	<ul style="list-style-type: none"> Option: Review with the children facts about Mary. (T233) Lead the children to reflect on the Act of Consecration to Mary. (T233) <p>Page 138</p> <ul style="list-style-type: none"> Option: Chapter review Option: BLM 54 Quiz Encourage the children to share what they learned with their families. 	Option: BLM 54 Quiz

Centering

- Recall the last lesson.
 - Who are some important members of Christ's Body, the Church? (Jesus, the pope, bishops, brothers and sisters religious, parents, married people, single people, priests, deacons, children)
 - Today we will talk about a very important member, the Mother of the Church. Who knows who she is? (Mary) [Show a statue or picture of Mary.] To learn more about Mary, I am going to tell you a story about when Mary and Jesus were at a party.
- Option** Discuss a wedding reception or party.
 - Have you ever been to a wedding reception or another big party, such as a graduation? Who would like to tell us about it?
 - Imagine a party where the refreshments ran out. How would you feel if you didn't get anything to eat? How would the people giving the party feel?

Sharing

- Tell the story adapted from John 2:1–11 of Jesus at the wedding feast of Cana. Direct the children to the illustration on page 135.

Jesus at the Wedding

Jesus and his apostles were invited to a wedding. Jesus liked to have a good time and celebrate. Mary, the Mother of Jesus, was there too. During the party, Mary noticed that the wine jars were empty. She knew that the bride and groom would be very embarrassed if they did not have wine for everyone. So Mary said to Jesus, "They have no wine." Then she told the servants, "Do whatever Jesus tells you."

There were six stone jars in the room. Each jar held about 30 gallons. Jesus told the servants,



CHAPTER
24

Mary, Mother of the Church, Cares for Us



Mary Asks Jesus to Help

Reader: Jesus and his apostles went to a wedding. Mary, the Mother of Jesus, was also there. Everyone had a good time, but soon there was no more wine. Mary saw this and went to Jesus.

Mary: Son, they have no more wine.

Reader: Then she called the waiters.

Mary: Do whatever Jesus tells you.

Jesus: Fill the jars with water. Then give some to the chief waiter.

Reader: The waiter tasted it. It wasn't water anymore, but wine.

Waiter: You have saved the best wine until last!

adapted from John 2:1–11

135

- Discuss the story.

- Why do you think Mary told Jesus about the wine? (She wanted him to help the married couple.)
- What did she tell the servants to do? (whatever Jesus told them)
- What did Jesus have the servants do? (fill six large jars to the top with water and give some to the headwaiter)
- What did the headwaiter tell the bridegroom after he tasted the wine? ("This wine is delicious. You have saved the best wine for the last.")
- Why did Jesus change the water into wine? (Mary asked him to help. He wanted to help the bride and groom.)

"Fill the jars all the way to the top with water." After they did this, he said, "Take some out and give it to the headwaiter." Jesus had turned the water into wine. When the headwaiter tasted it, he did not know where it had come from. Only the servants who filled the jars knew. The headwaiter said to the bridegroom, "This wine is delicious. You have saved the best wine for the last." But Jesus, Mary, the apostles, and the servants knew what had happened. This was the first sign, or miracle, that Jesus worked, and his disciples believed in him.

3. Encourage the children to follow Mary's advice.
- ✦ Mary tells us to do the same thing she told the servants to do at the wedding party. What was it? (Do whatever Jesus tells you.)
 - ✦ What are some things Jesus tells us to do? (love God and others, pray every day, celebrate with God's people at Sunday Mass, obey, be honest, be respectful)

4. Invite volunteers to perform the story, using **Mary Asks Jesus to Help** on page 135.

5. Connect Mary to a story about Saint John Bosco.

- ✦ Mary is the Mother of Jesus and the Mother of Jesus' family, the Church. We are her children. Like all mothers, Mary watches over her children with love. Just as she took care of the people at the wedding, she takes care of us by asking Jesus to give us what we need. Jesus listens to her.
- ✦ Mary cares for the Church by helping people know and love her Son, Jesus. Here is a story to show how she helps the Church now that she is in heaven with Jesus.
- ✦ Do you remember John Bosco's dream about rough boys turning into lambs? What did a voice tell him to do? (Teach them right from wrong. Teach them the beauty of goodness and the ugliness of sin.)
- ✦ In the dream, John cried because he felt he couldn't do what the voice wanted. So a man said, "I will help you. I will give you the best of all teachers. She will show you how to do things with love, patience, and strength."
- ✦ John saw the man smiling at someone. He turned and saw a beautiful lady. She said, "I shall teach you. Some day you will understand." Later, John had another dream. I will tell you about it.

Mary Is the Mother of the Church and Our Mother

Reader: Mary and the apostle Jesus loved stood near his cross. Then Jesus spoke to his mother.

Jesus: Here is your son.

Reader: Then Jesus spoke to his apostle.

Jesus: Here is your mother.

adapted from John 19:25-27

Mary is the Mother of Jesus' family, the Church. She watches over its leaders. She helps everyone in the Church know and love Jesus.

Mary is our Mother too. She watches over us with love. She takes care of us like she took care of the people at the wedding. She asks Jesus to give us what we need. Jesus listens to Mary.

A Moment with Jesus

Imagine you are standing with Mary at the foot of the cross. Jesus looks down at you and says, "Here is your mother." How wonderful! You have a heavenly mother to watch over, guide, and pray for you. Thank Jesus for this very special gift.



136 UNIT 5 The Church Celebrates God's Care

John Bosco's New Dream


In this new dream, the same lovely lady came toward John, leading a large flock of sheep and lambs. She called, "Come, John, I'm putting this flock in your charge." John asked, "But what can I do with them, dear lady? I have no pasture." The lovely lady smiled and answered, "Don't be afraid. I will look after you and help you." Who do you think the beautiful lady was? Later, when John Bosco was a priest, he found many rough boys on the streets who didn't go to Mass because they didn't know much about God. John remembered his dream. He understood that with love and care, these boys could turn into gentle lambs in Jesus' flock, the Church. Mary would help make his dream come true.

- ✦ When John Bosco prayed to Mary, he often called her by the special name, or title, "Mary, Help of Christians." Why would he use this title? (She is the Mother of Christians and wants to help them. She wants to help Christians spread Jesus' love.)
- ✦ Whenever John Bosco had a problem and prayed to Mary under this name, help always came. Once he was having difficulties finding a place for his boys to stay, but after he prayed to Mary, Help of Christians, he found a good place.

- ✦ With Mary's help, John Bosco also started a community of priests and brothers and a community of sisters. The sisters are called the Daughters of Mary, Help of Christians. Through these communities, Mary still helps people know and love Jesus and his Church.

6. Invite volunteers to read aloud **Mary Is the Mother of the Church and Our Mother** on page 136.

- ✦ With the words "Here is your mother," Mary became the mother of all Christians. Later, she was recognized as Mother of the Church.
- ✦ Mary is our Mother too and is always ready to help us when we call on her. Why is she our Mother? (because we are Christians, because we are members of the Church)

7.  Lead the children to turn to Mary for help by reflecting on **A Moment with Jesus** on page 136.

- ✦ After you lead them through the reflection, comment:
- ✦ Mary, Help of Christians, will help us in our needs. Ask her to pray with you when you need help.

8. Lead the children to realize that they should resemble their heavenly Mother.

- ✦ Show the pictures of baby animals and their mothers to the children. Ask the children how they know which animals are related. (They look alike.)
- ✦ Do people ever say that you are just like your mother? What do they mean?
- ✦ Who is our Mother in heaven? (Mary)
- ✦ If Mary is our Mother, we should grow to be like her. People should be able to recognize that we are her children. We can't look like her, but we can make our hearts like hers and act as she did.

We Pray the Rosary

The Church honors Mary in prayer. A favorite prayer to Mary is the Rosary. Answer the questions below and then see how to pray the Rosary.

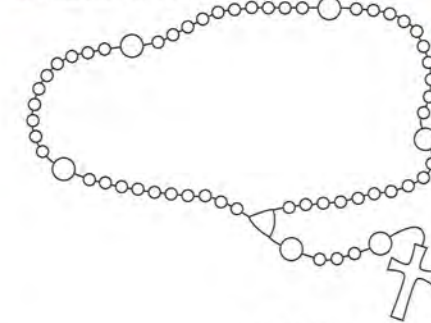
How many beads are in each group of small beads? 10
These groups are called decades.
How many decades are there? 5

Pray an Our Father on each large bead.

Pray a Hail Mary on each small bead.

Pray a Glory Be to the Father at the end of each decade.

Color the rosary. Color the Hail Mary beads blue.
Color the Our Father beads red.



Mary, Mother of the Church, Cares for Us CHAPTER 24 137

- ✦ The best way we can honor our heavenly Mother and make her happy is to try to be like her. Jesus loved his Mother very much. She was so good. Jesus will be glad if we become like her. If we become like Mary, we will be more like what the Father created us to be. We will be holy people.
- ✦ Where can we look to find out what Mary was like? (in the Bible)

9. **BLM 52** Lead the children through BLM 52 *Mary Our Mother*.

- For each of the four sections, do the following:
 - Recall the event, using the text below for each.
 - Read the Scripture reference listed in each section.
 - Ask a volunteer to read aloud on the BLM the summary of Mary's behavior.
 - Have a volunteer read aloud the sentence describing how to imitate Mary's action. Discuss how the children can carry out the action. Use the possible actions below as suggestions for the children if they have difficulty.

Let the children draw on the BLM how they can be like Mary.

A. The Annunciation—Mary agrees to be the Mother of God when the Angel Gabriel visits her.

Mary said, "Behold, I am the handmaid of the Lord. May it be done to me according to your word." (Luke 1:38)

Actions: making beds, doing homework, feeding pets, and not fighting with siblings

B. The Visitation—Although Mary is pregnant, she hurries to another town to help her elderly relative who is going to have a baby.

Mary set out and traveled to the hill country in haste. . . . Mary remained with her about three months. (Luke 1:39, 56)

Actions: helping a sibling get dressed, setting the table, helping a friend with homework, and picking up something that has dropped

C. The Finding of Jesus in the Temple—When Jesus is missing for three days, Mary and Joseph find him in the Temple, listening to the teachers and asking and answering questions. Mary doesn't understand Jesus' words and actions, but she thinks about them.

[A]nd his mother kept all these things in her heart. (Luke 2:51)

Actions: thinking about religion class and the Sunday Mass and praying every night about what happened during the day

24 Review

Use these words to tell a friend the story of Jesus' miracle at the wedding.

wedding wine Mary water Jesus best

Then write an e-mail to Jesus, thanking him for the gift of his mother, Mary.

To: Jesus@email.com
Subject: A Thank-You Note to Jesus

Building Family Faith

JESUS' MOTHER, MARY, is our Mother as well. She cares for us, protects us, intercedes for our needs, and draws us closer to her Son, our Lord.

REFLECT
"Most blessed are you among women and blessed is the fruit of your womb." (Luke 1:42)

DISCUSS AS A FAMILY
• Mary helps us. What are the things that a mother does for her family?
• How can our Mother, Mary, help our family?

PRAY
Holy Mary, Mother of God, pray for us sinners.

We Remember

Who is the Mother of the Church?

Mary is the Mother of the Church.

We Respond

Mary, Mother of the Church and our Mother, pray for us.

138

D. Pentecost—Mary is with the apostles and followers of Jesus when they wait for the Holy Spirit to come.

All these devoted themselves with one accord to prayer, together with some women, and Mary the mother of Jesus. . . . (Acts 1:14)

Actions: attending parish activities, participating in school projects, and telling others how good God is

10. Discuss how we can pray with Mary and honor her.

- Mary is the greatest woman who ever lived. She is the Mother of God. Make a habit of praying either "Mary, Help of Christians, pray for us" or "Jesus, make me just like Mary." Mary will be ready to help you when you make a special effort to be like her

because you are her children and belong to her in a special way.

- The Church honors Mary in many ways. Think about what we do when we want people to know we think they are wonderful. What are some of those ways? (We tell them; we give them gifts; we do something special for them; we write songs for them; we put their picture in a place of honor.)

How do you and your family honor Mary in your home? in your parish? in your diocese? in the whole Church? [Use various articles to suggest ideas.] (icons of Mary, shrines in yards; hymns to Mary, the celebration of her feast days, observing Saturday as her day; pilgrimages to her shrines, churches named for her, rosaries, medals and jewelry with her image)

11. Lead the children in reading and working *We Pray the Rosary* on page 137.

Acting

- Option Have the children think of a fact about Mary for each letter in her name. Present the following example:
 - M—She is the Mother of God.
 - A—She is Always ready to help us.
 - R—She helps us do what's Right.
 - Y—You should try to be like her.

2. Lead the children to reflect on the Act of Consecration to Mary.

We belong to Mary in a special way as her children. There is a prayer in which we give Mary all we have. I will say it slowly and stop after each part so that you can think about it and say it in your own words.

O my Queen, O my Mother. I love you and give myself to you. [Pause.] I give you this day my eyes, my ears, my mouth, my heart, my whole self. [Pause.] Since I am yours, keep me and guard me as your child forever. [Pause.] Amen.

Show the children the Consecration to Mary prayer on the inside back cover of their books. The prayer can be found on page T324.

3. Option Lead the children through the review on page 138.

4. Option **BLM 54** Distribute and administer BLM 54 *Chapter 24 Quiz*.

5. Have the children tear out and take home page 138.

CHECKPOINT

- Were the learning outcomes achieved?
- How have they shown an understanding and appreciation of Mary in the life of the Church and in their own lives?

Chapter 24
Enriching the Faith Experience

Use the following activities to enrich a lesson or to replace an activity with one that better meets the needs of your class. For additional enrichment ideas, such as preparing for the Sunday Scripture readings or using activities on the Christ Our Life Web site, see page T352. For activities related to the liturgical season, see *Special Seasons and Lessons*, which begin on page T243.

1. Many children receive rosaries for their First Holy Communion. Use page 137 of the student book to review with them how they pray the Rosary.

2. Let the children help plan a May crowning or a May altar.

3. Arrange for the children to make a pilgrimage to a Marian shrine. Participate at Mass there, sing songs, pray the Rosary, or have quiet time.

4. Read or tell incidents from the lives of the saints that show how devotion to Mary helped the saints become closer to Jesus. Consider Saint Bernadette Soubirous, who had the vision of Our Lady of Lourdes, or Saint Juan Diego Cuauhtlatotzin, who had the vision of the Virgin of Guadalupe.

5. Have the children write and decorate phrases from the Hail Mary, the Litany of Loreto, or a Marian hymn.

6. Dramatize the Hail Mary. Let some children say the angel's words (Hail Mary . . .) while others say Elizabeth's words (Blessed are you . . .). Have everyone pray the last part.

7. Make an overhead transparency or PowerPoint presentation of Mary's life, highlighting the Annunciation, the Visitation, the birth of Jesus, the wedding at Cana, and the crucifixion. Allow the children to supply the narration.

8. **BLM 53A–B** Carry out the celebration on BLM 53A–B *Celebrating Mary's Gift*. Ask the children to volunteer for the following roles in the celebration. Give them their parts to study.

- Children to carry the Bible; two candles; and trays for medals, remembrances, or anything you will distribute
- One child to be the leader and another to do the reading
- Eight children to lead the Prayers of Intercession

Go through the celebration with the children. Practice the songs.

Immaculate Mary

- Immaculate Mary, your praises we sing; You reign now with Christ, our Redeemer and King. Ave, Ave, Ave Maria! Ave, Ave, Maria!
- In heaven the blessed your glory proclaim; On Earth we, your children, invoke your fair name.
- We pray, dearest Mother, may we be like you. We ask you to help us in all that we do.
- We pray for our Mother, the Church upon Earth; And bless, Holy Mary, the land of our birth.

9. Show a picture of the Annunciation, the Visitation, the Assumption, or the Coronation of Mary. Comment on it in two or three sentences. Invite the children to think about what is happening in the picture and then pray a Hail Mary together.



Forcing to chew what they cannot handle

Give me a break!



Pick up a highlight and share with your group.


T-P-S

Think

Pair

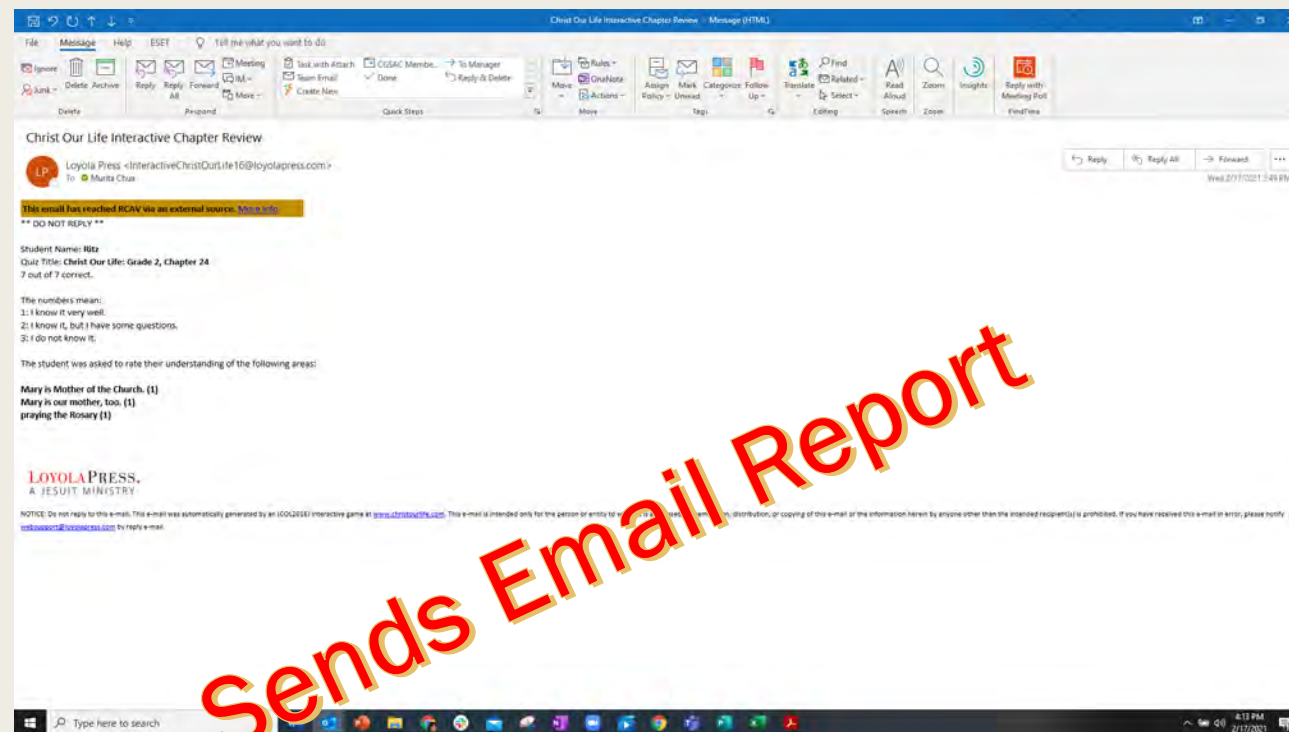
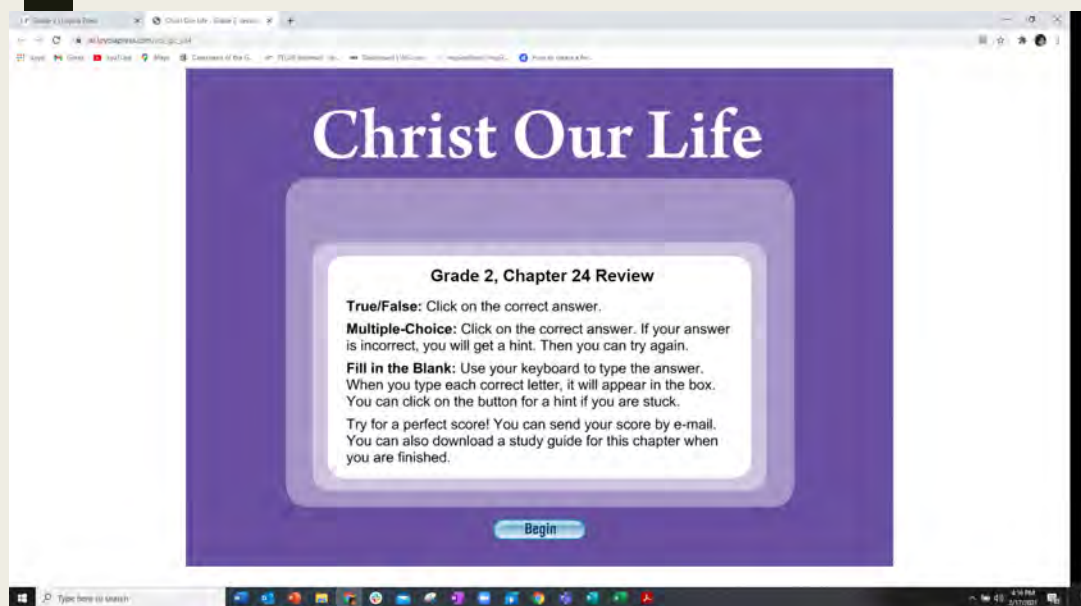
Share

Breakout Room



Interactive Chapter Review Online

https://isr.loyolapress.com/col_g2_s24



Sends Email Report