

Welcome



# Transitioning PREP Online

CATECHIST ONLINE FORMATION SERIES

# *A few reminders...* about Online Etiquette

Find space

Find a space in your home with minimal distractions so you can fully participate.

Turn ON

Turn ON your webcam to contribute to an environment of presence.

Mute

Mute your microphone all throughout the session unless you are told to unmute.

Screen Name

Please ensure that your screen name is your **FIRST and LAST NAME** with your parish (when possible), so we can identify you. You are called by name and NOT 'iphone', 'ipad', or phone number.

Remove

Remove distractions: Close other browsers, put away other gadgets, limit cellphone use.

Participate

Actively participate in prayers and discussions in both mind and spirit.

Be kind

Be kind in sharing ideas and concerns especially during the group discussions in the breakout rooms.



Archdiocese of Vancouver  
MINISTRIES AND OUTREACH

# Welcome



Sr. Cora Beboso, FMA



Erin Seddon



# AGENDA

---



- Opening Prayer
- Elements to Consider in Teaching PREP
- Looking at those Elements in a Zoom Environment
- Preparing your Contents for Zoom Delivery
- Delivering Contents of your Lesson Online
- Creating Our Online Community
- Q & A

# Opening Prayer




# Thank you for being a Catechist


You are NOT Teaching a Subject  
but  
A Way of LIFE with Jesus

*Our **ROLE** as catechist is to put  
the person not only IN-TOUCH  
with but IN COMMUNION,  
IN INTIMACY with Jesus Christ.*

(Catechesis Tradendae #5; Directory for  
Catechesis#75)



# CREATING A POSITIVE Catechetical Session



## A. Physical Environment

- Space
- Things/Materials
- Time

## B. Social Environment

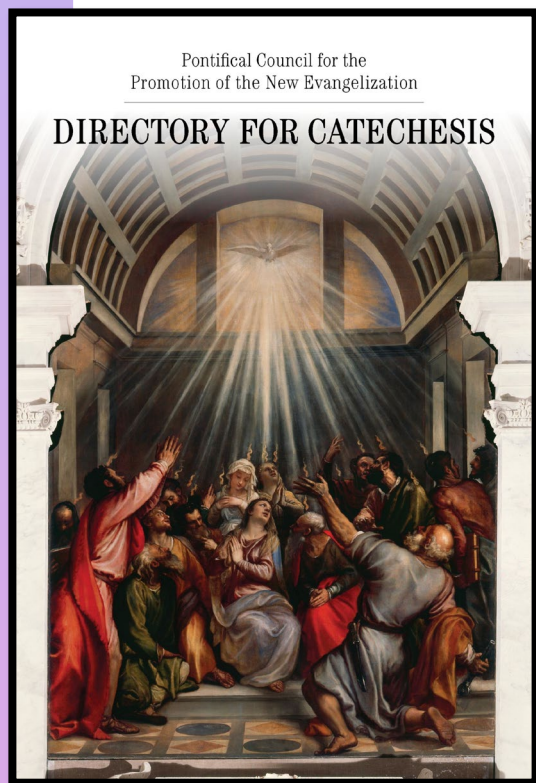
- People (catechist, assistant, children, parents)

## C. Content & its Relevance

Our Task: Prepare a classroom environment that fosters positive experience conducive for learning the contents of the Faith.


## The General Catechetical Directory (71)

*“The basic concern of the catechist is to choose and create suitable conditions necessary for the Christian message to be sought...”*



## New Directory for Catechesis (365)


*“the digital and its tools are potent means for finding new and unprecedented forms of transmission of faith.”*





# Preparing Yourself and Your Online Environment









Prayer



almsgiving



Fasting



Jesus told His disciples how to give alms, pray, and fast. We give and pray and fast during Lent. We can pray the Stations of the Cross, we can give someone some food if they are sick, and we can fast by giving up some candy.

You are viewing Edna Fraser's screen

View Options

Edna Fraser

Elyse Trussell

Catherine and Martha ...

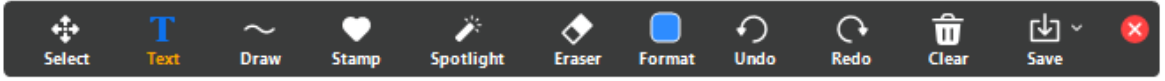
Hafernik

Mute Stop Video

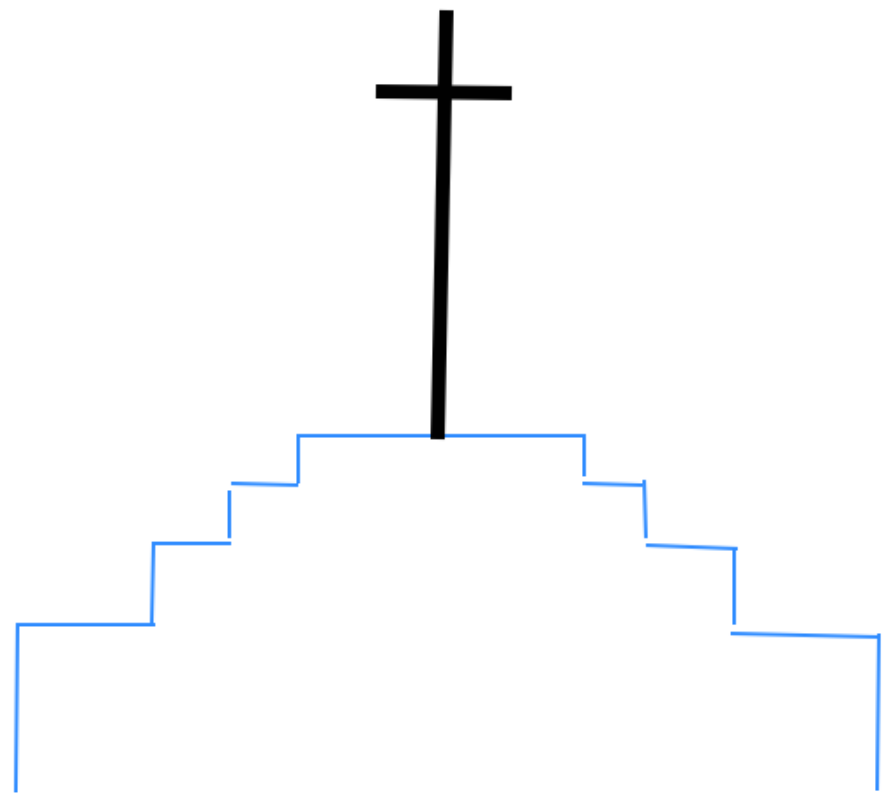
Participants 6 Chat Share Screen Record Reactions

Leave

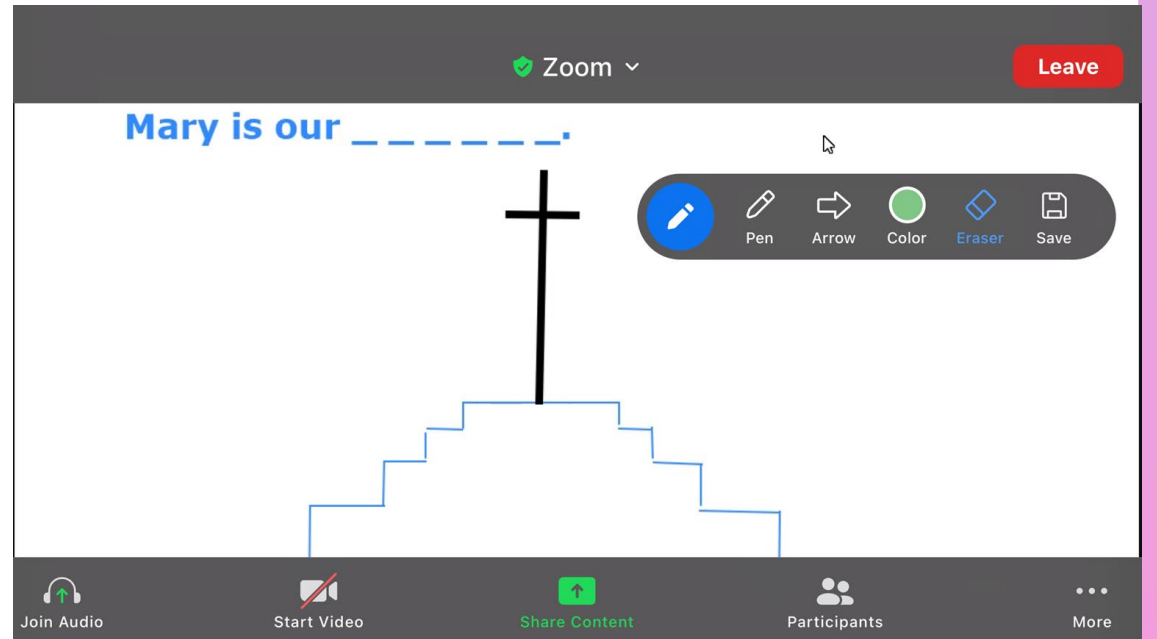
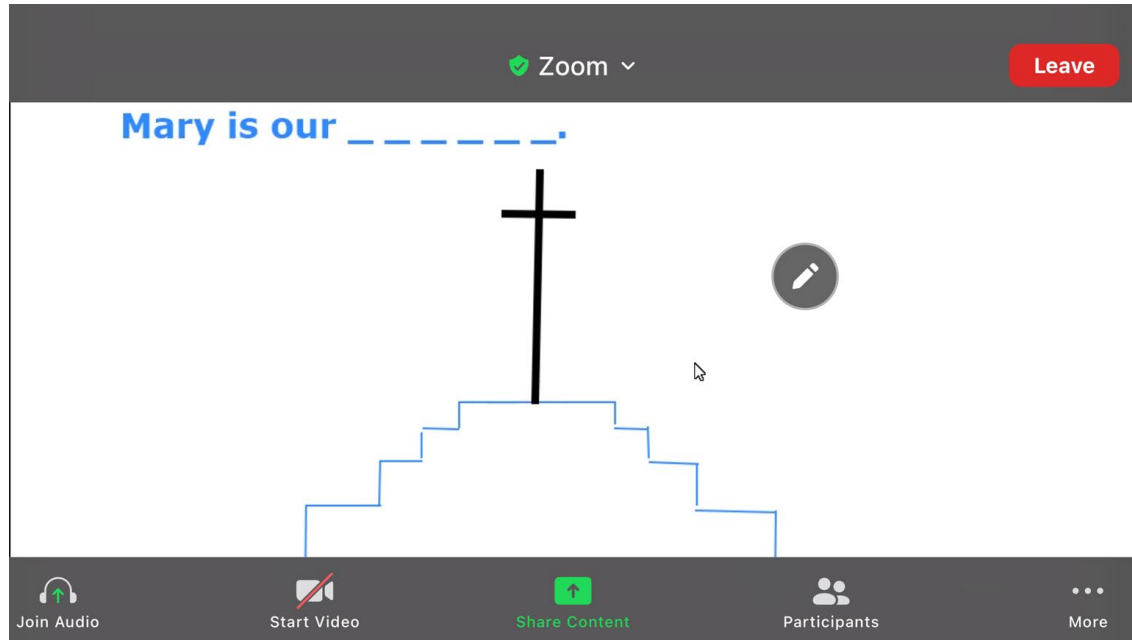




Mary is our \_\_\_\_\_.

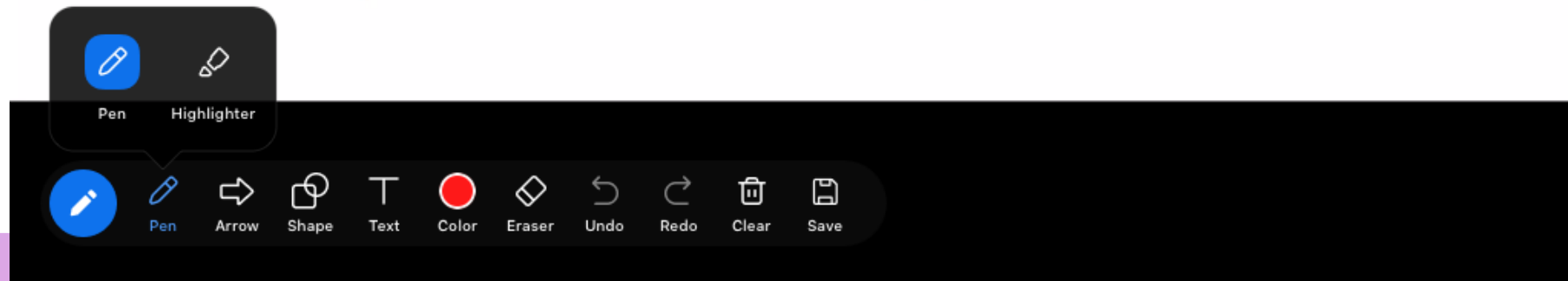
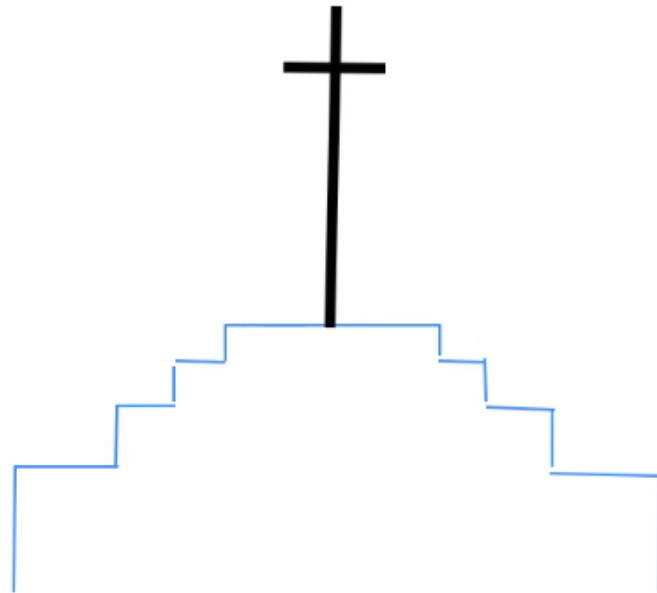


- Recycle Bin
- gr 5-6 family at home a...
- Microsoft Edge
- Google Chrome
- Acrobat Reader DC
- LEGO MINDSTOR...
- Zoom
- PDF
- gr 5-6 family at home a...



# Whiteboard tools on iPad

Mary is our \_\_\_\_\_.



# Whiteboard tools on Desktop


The image displays a Zoom desktop whiteboard interface. At the top, a black header bar contains a green checkmark, the text "You are viewing Erin Seddon's screen", a "View Options" dropdown menu, and a "View" icon. The "View Options" menu is open, listing: "Zoom Ratio Fit to Window >", "Request Remote Control", "Annotate", "Exit Full Screen", "Side-by-side mode", and "Stop Participant's Sharing". A red arrow points from the "Annotate" option to the whiteboard content.

The whiteboard content features the text "Mary is our" in blue, followed by a blue dashed line. Below this is a black cross symbol. A blue stepped line extends from the bottom of the cross. At the bottom of the whiteboard, there is a "Zoom Meeting Participant ID: 219706" label.

At the bottom of the screen, a black toolbar contains various drawing tools: Mouse, Text, Draw (highlighted in yellow), Stamp, Arrow, Eraser, Format, Undo, Redo, Clear, and Save. Below the toolbar, three participant video thumbnails are visible, each showing a heart with a cross and the name "Erin Seddon".

In the bottom-left corner, there is a "Click to join audio" button and a "Join Audio" button. A "Start Video" button and a "Security" icon are also present.






CHAPTER  
**24**

## Mary, Mother of the Church, Cares for Us

### Mary Asks Jesus to Help



**Reader:** Jesus and his apostles went to a wedding. Mary, the mother of Jesus, was also there. Everyone had a good time, but soon there was no more wine. Mary saw this and went to Jesus.

**Mary:** Son, they have no more wine.

**Reader:** Then she called the waiters.

**Mary:** Do whatever Jesus tells you.

**Jesus:** Fill the jars with water. Then give some to the chief waiter.

**Reader:** The waiter tasted it. It wasn't water anymore, but wine.

**Waiter:** You have saved the best wine until last!

adapted from John 2:1-11



# Mary, Mother of the Church, Cares for Us



## Mary Asks Jesus to Help

**Reader:** Jesus and his apostles went to a wedding. Mary, the mother of Jesus, was also there.

Everyone had a good time, but soon there was no more wine. Mary saw this and went to Jesus.

**Mary:** Son, they have no more wine.

**Reader:** Then she called the waiters.

**Mary:** Do whatever Jesus tells you.

**Jesus:** Fill the jars with water. Then give some to the chief waiter.


**Reader:** The waiter tasted it. It wasn't water anymore, but wine.

**Waiter:** You have saved the best wine until last!

adapted from John 2:1-11

**Like a good mother, Mary took care of everything Jesus needed.**





# MARY MOTHER

of the Church,  
Cares for Us